



PHOENIX INTERNATIONAL LIMITED

compliance@phoenixindia.com

Date: 14-08-2025

To,
Department of Corporate Services
BSE Limited
P.J. Towers, Dalal Street, Fort,
Mumbai – 400001

**Scrip Code: 526481, Scrip Symbol: PHOENXINTL
ISIN: INE245B01011**

Sub: Intimation regarding Newspaper publication of Unaudited Financial Results of Phoenix International Limited (The Company) for the Quarter Ended 30.06.2025

Dear Sir/Ma'am,

In compliance with the Regulation 47 (1) (b) of SEBI (Listing Obligations and Disclosure Requirements) Regulations, 2015, We are pleased to inform you that Financial Results of The Company for the Quarter Ended 30.06.2025, Duly approved by Board of Directors of The Company at its meeting held on August 13, 2025 Are published in the Newspapers on 14.08.2025.

Please find enclosed herewith copies of newspaper publications of Results in "The Financial Express" (English Newspaper) and "Jansatta" (Hindi Newspaper) Dated 14.08.2025.

You are requested to take the same on your records.

Thanking You,

For **PHOENIX INTERNATIONAL LIMITED**

NARENDER KUMAR MAKKAR
(Company Secretary & Compliance Officer)

Encl: as above.



TEAMO PRODUCTIONS HQ LIMITED				
(Formerly known as GI Engineering Solutions Limited)				
CIN : L74110DL2006PLC413221				
Registered and Corporate Office- 1308, Aggarwal Corporate Heights, Netaji Subhash Palace, New Delhi 110034				
Tel No: 011-44789583 Website: www.tphq.co.in E-mail ID: cs@giesl.in				
(All amounts in Lakhs (₹), unless otherwise stated)				
UNAUDITED FINANCIAL RESULTS FOR THE QUARTER ENDED 30 TH JUNE 2025				
S. No.	Particulars	Three Months Ended		
		30.06.2025	31.03.2025	30.06.2024
		(Unaudited)	(Audited)	(Unaudited)
1	Total Income from operations	2906.32	1660.70	773.57
2	Net Profit / (Loss) for the period (before Tax, Exceptional and/or Extraordinary items)	99.29	23.72	196.66
3	Net Profit / (Loss) for the period before tax (after Exceptional and/or Extraordinary items)	99.29	23.72	196.66
4	Net Profit / (Loss) for the period after tax (after Exceptional and/or Extraordinary items)	71.09	12.51	147.16
5	Total Comprehensive Income for the period [Comprising Profit / (Loss) for the period (after tax) and Other Comprehensive Income(after tax)]	71.09	12.51	147.16
6	Paid up equity share capital (Face value of the share shall be indicated)	10962.20	10962.20	9412.20
7	other equity excluding Revaluation Reserves	-	2634.71	-
8	Earning per Equity Share:			
	Equity shares of par value Re 1 each			
	(EPS for three and nine months ended periods are not annualised)			
(a)	Basic (in Rs.)	0.01	0.00	0.02
(b)	Diluted (in Rs.)	0.01	0.00	0.02
Notes:				
1. The financial results of the company have been prepared in accordance with Ind AS prescribed under Section 133 of the Companies Act 2013 (the Act) read with the relevant rules thereunder and in terms of Regulation 33 of the SEBI (Listing Obligations and Disclosure Requirements) regulations 2015.				
2. The above unaudited Financial results have been reviewed and recommended by the Audit Committee and approved by the Board of Directors at their meeting at the registered office held on August 13, 2025. The Statutory Auditor of the Company has carried out a limited review of the above Financial Results of the Company for the quarter ended June 30, 2025 in term of the Regulation 33 of the SEBI (LODR) Regulations, 2015 and have issued an unmodified Independent limited review report thereon				
3. The above is an extract of the detailed format of Unaudited Financial Results filed with the Stock Exchanges under Regulation 33 of the SEBI (Listing and Other Disclosure Requirements) Regulations, 2015. The full format of the Unaudited Financial Results are available on the websites of the Stock Exchanges i.e. www.bseindia.com and www.nseindia.com, and on the website of the Company i.e. www.tphq.co.in.				
<div><div></div><div>For Teamo Productions HQ Limited (Formerly Known as GI Engineering Solutions Limited) Mohaana Nadaar Managing Director DIN:03012355</div></div>				
Place: Delhi Date: August 13, 2025				

DHANVANTRI JEEVAN REKHA LTD.				
1, Saket, Meerut - 250 003 Ph.: 0121-2648151, 2648152 e-mail: dhanvantrihospital@gmail.com website: www.djrl.org.in				
EXTRACT OF STATEMENT OF UNAUDITED FINANCIAL RESULTS FOR THE QUARTER ENDED JUNE 2025				
SL. NO.	PARTICULARS	Rs. in Lacs Except per Share figure		
		Quarter Ended		Year Ended
		30.06.2025 Unaudited	31.03.2025 Audited	30.06.2024 Unaudited
1	Total Income from Operations	558	594	578
2	Net Profit/(Loss) for the period (before Tax Exceptional and/or Extraordinary items)	6	8	16
3	Net Profit/(Loss) for the period before Tax (after Exceptional and/or Extraordinary items)	6	8	16
4	Net Profit/(Loss) for the period after Tax (after Exceptional and/or Extraordinary items)	6	3	16
5	Total Comprehensive Income for the period [Comprising Profit/ (Loss) for the period (after tax) and other comprehensive income (after tax)]	6	18	16
6	Equity Share Capital	410	410	410
7	Reserves (excluding Revaluation Reserve) as shown in the Audited Balance Sheet of the Previous Year	-	-	-
8	Earning per share (40,98,400 Equity Shares of Rs. 10/- each) (for continuing and discontinued operations)			
	1. Basic :	0.15	0.44	0.39
	2. Diluted :	0.15	0.44	0.39
Notes:				
1. The above is an extract of the detailed format of the financial results for the Quarter ended 30th June 2025 filed with Stock Exchange under Regulation 33 of the SEBI (Listing Obligations and Disclosure Requirements) Regulations 2015. The full format of the quarter ended 30.06.2025 financial results are available on the Stock Exchange website (www.bseindia.com) and on the company's website (www.djrl.org.in).				
2. The above results were approved by the Audit Committee of Directors, reviewed by the Statutory Auditors of the Company and taken on record by the Board of Directors in their meeting held on 13.08.2025				
<div><div></div><div>For and on behalf of Board of Directors of Dhanvantri Jeevan Rekha Ltd. Sd/- (P.S. Kashyap) Din: 01664811 Chairman</div></div>				
Place : Meerut Date : 13.08.2025				

PHOENIX INTERNATIONAL LIMITED				
CIN : L74899DL1987PLC030092				
Regd. Off.: 3rd Floor, Gopala Tower, 25, Rajendra Place, New Delhi - 110008				
EXTRACT OF CONSOLIDATED UNAUDITED FINANCIAL RESULTS FOR THE QUARTER AND YEAR ENDED 30/06/2025				
Particulars	(Rs. In Lacs)			
	Quarter ended 30/06/2025 (Unaudited)	Year Ended 31.03.2025	Quarter ended 30/06/2024 (Unaudited)	
Total income from operations (net)	638.55	2,447.29	612.80	
Net Profit / (Loss) from ordinary activities after tax	74.61	157.33	70.94	
Net Profit / (Loss) for the period after tax (after Extraordinary items)	74.61	150.99	70.94	
Equity Share Capital	1678.96	1678.96	1678.96	
Reserves (excluding Revaluation Reserve as shown in the Balance Sheet of previous year)	0	0	0	
Earnings Per Share (before extraordinary items) (of Rs. 10/- each) Basic & Diluted	0.44	0.90	0.42	
Earnings Per Share (after extraordinary items) (of Rs.10/- each) Basic & Diluted	0.44	0.90	0.42	
Notes:				
1. The above results have been reviewed by the Audit Committee and approved by the Board of Directors at their meeting held on 13.08.2025				
Extract of Standalone Unaudited Financial Results for the quarter and Year ended 30/06/2025				
Particulars	(Rs. In Lacs)			
	Quarter ended 30/06/2025 (Unaudited)	Year Ended 31.03.2025	Quarter ended 30/06/2024 (Unaudited)	
Total income from operations (net)	638.55	2,446.83	612.80	
Profit / (Loss) before tax	125.55	387.52	102.30	
Net Profit / (Loss) for the period after tax	75.55	170.20	71.60	
Net Profit / (Loss) for the period after tax (after Extraordinary items)	75.55	163.87	71.60	
Equity Share Capital	1,678.96	1,678.96	1,678.96	
Reserves (excluding Revaluation Reserve as shown in the Balance Sheet of previous year)	-	-	-	
Earnings Per Share (before extraordinary items) (of Rs.10/- each) Basic & Diluted	0.45	0.98	0.43	
Earnings Per Share (after extraordinary items) (of Rs.10/- each) Basic & Diluted	0.45	0.98	0.43	
Note: The above is an extract of the detailed format of Quarterly Financial Results filed with the Stock Exchanges under Regulation 33 of the SEBI (Listing and Other Disclosure Requirements) Regulations, 2015. The full format of the Quarterly Financial Results are available on the Stock Exchange websites. (www.bseindia.com) and Comapny's Website www.phoenixindia.com.				
<div><div></div><div>For Phoenix International Limited Sd/- Narender Kumar Makkar Director & Company Secretary DIN: 00026857</div></div>				
Place: New Delhi Date- Date- 13-08-2025				

Sindhu Trade Links Ltd.								
129, Transport Centre, Rohtak Road, Punjabi Bagh, New Delhi-110035								
Unaudited Financial Results (Standalone & Consolidated) for the Quarter ended 30th June, 2025								
CIN: L63020DL1992PLC121695 Website: www.sindhutrade.com Email id: corporatecompliance@sindhutrade.com Phone: 0124-6913000								
Extracts of Consolidated & Standalone Unaudited Financial Results for the Quarter Ended on 30.06.2025								
Particulars	Standalone				Consolidated			
	Quarter Ended		Year Ended		Quarter Ended		Year Ended	
	30.06.2025 (Unaudited)	31.03.2025 (Audited)	30.06.2024 (Unaudited)	31.03.2025 (Audited)	30.06.2025 (Unaudited)	31.03.2025 (Audited)	30.06.2024 (Unaudited)	31.03.2025 (Audited)
Total Income from operations	12,273.24	13,981.36	12,861.10	50,810.63	17,443.07	57,652.37	56,096.59	2,29,270.40
Net Profit/ (Loss) for the period (before tax, exceptional and/ or extraordinary items)	814.45	(951.93)	2,172.86	4,615.30	936.09	(6,897.18)	10,175.13	16,039.75
Net Profit/ (Loss) for the period before tax (after exceptional and/ or extraordinary items)	814.45	(951.93)	2,172.86	4,615.30	2,273.33	(6,303.58)	10,175.13	16,633.35
Net profit/ (Loss) for the period after tax (before comprehensive income)	427.61	(730.59)	1,665.04	3,849.70	1,879.34	(5,897.95)	7,149.67	12,158.92
Total Comprehensive Income for the Period (comprising Profit / Loss for the Period (after Tax)) and Other Comprehensive Income (after Tax)	427.63	(202.71)	1,665.09	4,377.62	1,873.68	(7,022.76)	7,331.28	17,007.81
Equity Share Capital	15,419.29	15,419.29	15,419.29	15,419.29	15,419.29	15,419.29	15,419.29	15,419.29
Reserves (excluding Revaluation reserves) as shown in the Audited Balance Sheet of the Previous Year	76,861.77	76,434.14	73,721.60	76,434.14	1,46,578.69	1,45,364.07	1,36,307.37	1,45,364.07
Earning Per Shares (for continuing and discontinued operation) of /-each)								
Basic:	0.03	(0.05)	0.11	0.25	0.08	(0.35)	0.13	0.17
Diluted:	0.03	(0.05)	0.11	0.25	0.08	(0.35)	0.13	0.17
Notes:-								
1. The above is an extract of the detailed format of quarterly financial results filed with the stock exchange under Regulation 33 of the SEBI (Listing Obligations and Disclosure Requirements) Regulations, 2015. The full format of the quarterly financial results is available on the websites of the Stock Exchange and company's website www.sindhutrade.com. The above results after being reviewed by the Audit Committee were taken on record by the Board at its Meeting held on 13th August, 2025.								
2. The above Unaudited financial results of the Company for the Quarter ended on 30th June, 2025 have been reviewed by Audit Committee of the Board and approved by the Board of Director at its meeting held on 13th August, 2025.								
3. The figures are regrouped in previous year also, wherever considered necessary.								
4. Limited Review Report has been carried out by the Statutory Auditors for the above period.								
<div><div>For & on behalf of Board of Directors Sindhu Trade Links Limited Sd/- Rudra Sen Sindhu (Chairman & Director) DIN: 00006999</div></div>								
Place: Gurugram Dated: 13.08.2025								

Possession Notice (For Immovable Property) Rule 8-(1)				
Whereas, the undersigned being the Authorized Officer of IIFL Home Finance Limited (Formerly known as India Infoline Housing Finance Ltd.) (IIFLHFL) under the Securitisation and Reconstruction of Financial Assets and Enforcement of Security Interest Act 2002 and in exercise of powers conferred under section 13(12) read with Rule 3 of the Security Interest (Enforcement) Rules 2002, a Demand Notice was issued by the Authorised Officer of the company to the Borrower/Co-Borrowers mentioned herein below to repay the amount, notice is hereby given to the borrower and the public in general that the undersigned has taken possession of the property described herein below in exercise of powers conferred on him under Section 13(4) of the said Rules. The borrower in particular and the public in general are hereby cautioned not to deal with the property and any dealings with the property will be subject to the charge of IIFL HFL for an amount as mentioned herein under with interest thereon. The borrower's attention is invited to provisions of sub-section (8) of section 13 of the Act, if the borrower clears the dues of the "IIFL HFL" together with all costs, charges and expenses incurred, at any time before the date fixed for sale or transfer, the secured assets shall not be sold or transferred by "IIFL HFL" and no further step shall be taken by "IIFL HFL" for transfer or sale of the secured assets.				
Name of the Borrower (s) / Co-Borrower(s)	Description of the Secured Asset (Immovable Property)	Total Outstanding Dues (Rs.)	Date of Demand Notice	Date of Possession
Mrs. Sneha Kumari Annav Traders Mr. Chandeshwar Sah Mrs. Rukmini Devi Prospect No.IL10546678	Built-Up Ground Floor (Rear/Eastern Portion) Without Roof/Terrace Rights, Built-On Portion of Property Bearing No.89, Out Of Kharsa No.187/ 13 & 14, Situated In The Area Of Village Maliala, Colony Known As New T-Block, Part I, Uttam Nagar, New Delhi-110059 Area Admeasuring (IN SQ. FT.): Property Type: Built Up Area Property Area: 468	Rs.1994205/- (Rupees Nineteen Lakh Ninety Four Thousand Two Hundred Five Only)	28-05-2025	08-08-2025
Mr. Kirshan Mrs. Babita Prospect No. IL10511352	Property out of Khewat no. 674, Khata no. 702, comprised in Kharsa no. 1256/21, Situated in Vill. Rindhana, Teh. Gohana, Distt. Sonapat, Haryana, 131304 Land Area, Built Up Area, Carpet Area Area Admeasuring (IN SQ. FT.): Property Type: Built Up Area Property Area: 4556.00, 2750.00, 2200.00	Rs.904707/- (Rupees Nine Lakh Four Thousand Seven Hundred Seven Only)	30-05-2025	11-08-2025
Mrs. Nishu Mr. Satyawan Kirana Store Prospect No. IL10446841	Property out of Khewat no. 1270, khata no. 1308 comprised in killa no. 81/2 min situated in vill Gadwal, Teh Gohana, Distt Sonapat, HaryanaTINDIA, 131302 Land Area, Built Up Area, Carpet Area Area Admeasuring (IN SQ. FT.): Property Type: Built Up Area Property Area: 1276.00, 1000.00,800.00	Rs.463681/-Rupees Four Lakh Sixty Three Thousand Six Hundred Eighty One Only)	25-04-2025	11-08-2025
For further details please contact to Authorised Officer at Branch Office: / Plot No. 30/30E, Upper Ground Floor, Main Shivaji Marg, Najalgarh Road, Beside Jaguar Showroom,Moti Nagar, New Delhi/ A-1C & A-1D, 2nd floor, Noida Sec16, Noida, Gautam Budh Nagar - 201301 or Corporate Office: Plot No.98, Phase-IV, Udyog Vihar, Gurgaon, Haryana.				
Place: Delhi/ Noida, Date: 14-08-2025 Sd/- Authorised Officer, For IIFL Home Finance Ltd.				

		TITAN BIOTECH LIMITED			
		CIN : L74999RJ1992PLC013387			
		Regd. Office :- A-902 A RIICO Industrial Area, Phase III, Bhiwadi, Rajasthan-301019			
		Phone No. 011- 71239900, Email : hrd@titanbiotechltd.com,			
		Web: www.titanbiotechltd.com,			
EXTRACT OF STANDALONE UNAUDITED FINANCIAL RESULTS FOR THE QUARTER ENDED ON 30TH JUNE, 2025					
(Rs. IN LAKHS) except for EPS					
Sr. No.	PARTICULARS	STANDALONE			
		Quarter Ended		Year Ended	
		30.06.2025	31.03.2025	30.06.2024	31.03.2025
		UNAUDITED	AUDITED	UNAUDITED	AUDITED
1	Total Income from Operations (Net)	4,721.86	3,655.00	4,373.83	16,036.33
2	Net Profit/(Loss) for the period (before tax, exceptional and/or extraordinary items)	811.21	502.85	751.70	2,436.73
3	Net Profit/(Loss) for the period before tax (after exceptional and/or extraordinary items)	811.21	502.85	751.70	2,436.73
4	Net Profit/(Loss) for the period after tax (after exceptional and/or extraordinary items)	616.08	376.61	569.96	1,827.11
5	Total comprehensive income for the period (comprising Profit/(Loss) for the period (after tax) and Other Comprehensive income (after tax) (refer note 3)	617.91	370.80	574.33	1,834.41
6	Paid-up Equity Share Capital (Face value of Rs. 10/- per share)	826.37	826.37	826.37	826.37
7	Other Equity excluding Revaluation Reserves as per the balance sheet	-	-	-	13,686.99
8	Earning Per Share (of INR 10/- each)				
	(a) Basic	7.46	4.56	6.90	22.11
	(b) Diluted	7.46	4.56	6.90	22.11
EXTRACT OF CONSOLIDATED UNAUDITED FINANCIAL RESULTS FOR THE QUARTER ENDED ON 30TH JUNE, 2025					
(Rs. IN LAKHS) except for EPS					
Sr. No.	PARTICULARS	CONSOLIDATED			
		Quarter Ended		Year Ended	
		30.06.2025	31.03.2025	30.06.2024	31.03.2025
		UNAUDITED	AUDITED	UNAUDITED	AUDITED
1	Total Income from Operations (Net)	4,721.86	3,655.00	4,373.83	16,036.33
2	Net Profit/(Loss) for the period (before tax, exceptional and/or extraordinary items)	811.21	502.85	751.70	2,436.73
3	Net Profit/(Loss) for the period before tax (after exceptional and/or extraordinary items)	811.21	502.85	751.70	2,436.73
4	Net Profit/(Loss) for the period after tax (after exceptional and/or extraordinary items)	686.28	404.68	639.96	2,153.16
5	Total comprehensive income for the period (comprising Profit/(Loss) for the period (after tax) and Other Comprehensive income (after tax) (refer note 3)	688.11	398.87	644.33	2,160.46
6	Paid-up Equity Share Capital (Face value of Rs. 10/- per share)	826.37	826.37	826.37	826.37
7	Other Equity excluding Revaluation Reserves as per the balance sheet	-	-	-	14,513.95
8	Earning Per Share (of INR 10/- each)				
	(a) Basic	8.30	4.90	7.74	26.06
	(b) Diluted	8.30	4.90	7.74	26.06
NOTES :					
1	The above is an extract of the detailed format of Consolidated & Standalone Unaudited Financial Results for the quarter ended on 30.06.2025 filed with the BSE Limited Under Regulation 33 of the SEBI (Listing Obligations and Disclosure Requirements) Regulations, 2015. The full format of the Consolidated & Standalone Unaudited Financial Results for the said quarter ended on 30th June 2025 are available on the website of BSE Limited at www.bseindia.com and on company website at www.titanbiotechltd.com .				
2	The above Consolidated & Standalone Unaudited financial results for the quarter ended on 30.06.2025 have been reviewed by the Audit Committee and taken on record by the Board of Directors of the Company at their respective meeting held on August 13, 2025. The Statutory Auditors of the Company have carried out a limited review in terms of Regulation 33 of the SEBI (Listing Obligation and Disclosure Requirements), 2015. The results for the quarter ended June 30, 2025, are available on the BSE Limited website(www.bseindia.com) and on the company's Website (www.titanbiotechltd.com)				
3	The Company has elected to exercise the option permitted under section 115BAA of the Income Tax Act, 1961 as introduced by Taxation Law (Amendment) Ordinance 2019. Accordingly, the Company has recognized provision for income tax for the quarter ended on 30.06.2025 and remeasured its deferred tax balance on the basis of the rate prescribed in the said section.				
4	The Consolidated & Standalone Unaudited financial results have been prepared in accordance with the Indian Accounting Standards ('Ind AS') specified in the Companies (Indian Accounting Standards) Rules 2015 (as amended) under section 133 of the Companies Act 2013 (the 'accounting principles generally accepted in India').				
5	Freight amount has been added in revenue from operation for the purpose of calculation of sales including GST in current year. Freight also added in total in other expenses to neutralise the impact of its addition in revenue in current year.				
					
		For and on behalf of Board of Directors for TITAN BIOTECH LIMITED			
		NARESH KUMAR SINGLA Managing Director DIN-00027448			
Place : Delhi Dated : 13.08.2025					

जिंदल फोटो लिमिटेड

पंजी. कार्यालय : 19वां के.एम., हापुड़-बुलंदशहर रोड, पी.ओ. गुलाबदी, जिला बुलंदशहर (उत्तर प्रदेश) – 203408
फोन नं : 011-40322100, ई-मेल : cs_jphoto@jindalgroup.com, वेबसाइट : www.jindalphoto.com, सीआईएन : L33209UP2004PLC095076,

30 जून, 2025 को समाप्त तिमाही हेतु पृथक्कृत और समेकित वित्तीय परिणामों का विवरण					
(रु. लाख में विभाग ईपीएस)			(रु. लाख में विभाग ईपीएस)		
पृथक्कृत			समेकित		
तिमाही समाप्त	वर्ष समाप्त	क्र. सं.	तिमाही समाप्त	वर्ष समाप्त	
30-06-2025	30-06-2024	31-03-2025	30-06-2025	30-06-2024	31-03-2025
अलेखापरीक्षित	अलेखापरीक्षित	अलेखापरीक्षित	अलेखापरीक्षित	अलेखापरीक्षित	अलेखापरीक्षित
54	63	247	1	54	63
(90)	(71)	(289)	2	(90)	(71)
(90)	(71)	(289)	3	5,244	4,742
(96)	(71)	(274)	4	5,238	4,742
(97)	(72)	409	5	6,315	4,742
1026	1026	1026	6	1026	1026
(0.94)	(0.69)	(2.67)	7	51.07	46.23
					220.25

नोट्स :
1. उपरोक्त परिणाम लेखापरीक्षा समिति द्वारा पुनरीक्षित किए गए थे तथा निदेशक मंडल द्वारा 13 अगस्त, 2025 को आयोजित उनकी संबंधित बैठक में अनुमोदित किए गए तथा सांघिक लेखापरीक्षकों द्वारा इन परिणामों का सीमित पुनरीक्षण किया गया है।
2. उपरोक्त विवरण सेबी (सूचीबद्धता एवं अन्य प्रकटीकरण अध्याए) विनियमावली, 2015 के विनियम 33 के तहत स्टॉक एक्सचेंज में प्रस्तुत किए गए वित्तीय परिणामों के विस्तृत प्रारूप का संक्षिप्त विवरण है। वित्तीय परिणामों का पूर्ण विवरण स्टॉक एक्सचेंज वेबसाइट्स (www.bseindia.com तथा www.nseindia.com) और कंपनी की वेबसाइट www.jindalphoto.com पर उपलब्ध है।



स्थान : नई दिल्ली
दिनांक : 13.08.2025

बोर्ड के आदेश द्वारा
हस्ताक्षर
मनीष कुमार रावानी
प्रबंध निदेशक
सीआईएन : 07585209

यूनिवर्स फोटो इमेजिंग लिमिटेड

सीआईएन: L22222UP2011PLC103611

पंजी. कार्यालय: 19वां के.एम., हापुड़-बुलंदशहर रोड, पी.ओ. गुलाबदी, बुलंदशहर ज.प्र. 245408 बुलंदशहर ज.प्र. 245408 भारत
कॉर्पोरेट कार्यालय: प्लॉट नंबर 87, सेक्टर-32, इस्टीमेशनल एरिया, गुरुग्राम, हरियाणा – 122001

30 जून 2025 को समाप्त तिमाही के लिए अलेखापरीक्षित वित्तीय परिणाम					
ईपीएस छोड़कर लाखों रुपये में			ईपीएस छोड़कर लाखों रुपये में		
समेकित			स्टैंडअलोन		
समाप्त तिमाही	समाप्त वर्ष		समाप्त तिमाही	समाप्त वर्ष	
30.06.2025	31.03.2025	30.06.2024	31.03.2025	30.06.2024	31.03.2025
अलेखापरीक्षित	अलेखापरीक्षित	अलेखापरीक्षित	अलेखापरीक्षित	अलेखापरीक्षित	अलेखापरीक्षित
497.00	447.00	922.00	497.00	447.00	922.00
1,046.00	943.00	765.00	1,047.00	943.00	765.00
(1,548.00)	(1,875.00)	(1,010.00)	1,047.00	943.00	765.00
(1,702.00)	(2,104.00)	(1,197.00)	893.00	714.00	578.00
2,768.00	379.00	(1,163.00)	892.00	707.00	579.00
1,095.00	1,095.00	1,095.00	1,095.00	1,095.00	1,095.00
(15.55)	(19.23)	(10.94)	8.15	6.51	5.28

नोट्स:
1. लेखापरीक्षा समिति द्वारा वित्तीय परिणामों की समीक्षा की गई है जिसे 13.08.2025 को आयोजित निदेशक मंडल की संबंधित बैठकों के समक्ष रखे गये हैं और कंपनी के वैधानिक लेखा परीक्षकों द्वारा इसकी सीमित समीक्षा की गई है। वैधानिक लेखापरीक्षकों ने इन परिणामों पर अपनी सीमित समीक्षा की है।
2. ये वित्तीय परिणाम कंपनी अधिनियम, 2013 की धारा 133 के सहायित कंपनी (भारतीय लेखा मानक) नियमावली, 2015 के नियम 3 और उसके तहत प्रासंगिक संशोधन नियमों के तहत निर्दिष्ट भारतीय लेखा मानक (इंड-एएस) के अनुरूप निर्मित किए गए हैं।
3. 31 मार्च, 2025 को समाप्त तिमाही के आंकड़े पूर्ण वित्तीय वर्ष के लेखापरीक्षित आंकड़ों और वित्तीय वर्ष की तीसरी तिमाही तक प्रकाशित वर्ष-दर-वर्ष आंकड़ों के बीच संतुलित आंकड़े हैं।
4. पिछली तिमाहियों/अवधि के आंकड़ों को, जहाँ भी आवश्यक हो, तुलनीय बनाए के लिए पुनर्समूहित/पुनर्व्यवस्थित किया गया है।



स्थान: नई दिल्ली
दिनांक: 13.08.2025

बोर्ड के आदेशानुसार
कृते यूनिवर्स फोटो इमेजिंग लिमिटेड
हस्ता/-
शैलेन्द्र शिन्हा
(प्रबंध निदेशक)
सीआईएन: 08649186

PHOENIX INTERNATIONAL LIMITED				
CIN : L74899DL1987PLC030092				
Regd. Off.: 3rd Floor, Gopala Tower, 25, Rajendra Place, New Delhi - 110008				
EXTRACT OF CONSOLIDATED UNAUDITED FINANCIAL RESULTS FOR THE QUARTER AND YEAR ENDED 30/06/2025				
(Rs. In Lacs)				
Particulars	Quarter ended 30/06/2025 (Unaudited)	Year Ended 31.03.2025	Quarter ended 30/06/2024 (Unaudited)	
Total income from operations (net)	638.55	2,447.29	612.80	
Net Profit / (Loss) from ordinary activities after tax	74.61	157.33	70.94	
Net Profit / (Loss) for the period after tax (after Extraordinary items)	74.61	150.99	70.94	
Equity Share Capital	1678.96	1678.96	1678.96	
Reserves (excluding Revaluation Reserve as shown in the Balance Sheet of previous year)	0	0	0	
Earnings Per Share (before extraordinary items) (of Rs. 10/- each) Basic & Diluted	0.44	0.90	0.42	
Earnings Per Share (after extraordinary items) (of Rs. 10/- each) Basic & Diluted	0.44	0.90	0.42	
Notes:				
1. The above results have been reviewed by the Audit Committee and approved by the Board of Directors at their meeting held on 13.08.2025				
Extract of Standalone Unaudited Financial Results for the quarter and Year ended 30/06/2025				
(Rs. In Lacs)				
Particulars	Quarter ended 30/06/2025 (Unaudited)	Year Ended 31.03.2025	Quarter ended 30/06/2024 (Unaudited)	
Total income from operations (net)	638.55	2,446.83	612.80	
Profit / (Loss) before tax	125.55	387.52	102.30	
Net Profit / (Loss) for the period after tax	75.55	170.20	71.60	
Net Profit / (Loss) for the period after tax (after Extraordinary items)	75.55	163.87	71.60	
Equity Share Capital	1,678.96	1,678.96	1,678.96	
Reserves (excluding Revaluation Reserve as shown in the Balance Sheet of previous year)	-	-	-	
Earnings Per Share (before extraordinary items) (of Rs. 10/- each) Basic & Diluted	0.45	0.98	0.43	
Earnings Per Share (after extraordinary items) (of Rs. 10/- each) Basic & Diluted	0.45	0.98	0.43	
Note: The above is an extract of the detailed format of Quarterly Financial Results filed with the Stock Exchanges under Regulation 33 of the SEBI (Listing and Other Disclosure Requirements) Regulations, 2015. The full format of the Quarterly Financial Results are available on the Stock Exchange websites. (www.bseindia.com) and Comapny's Website www.phoenixindia.com.				
For Phoenix International Limited Sd/- Narender Kumar Makkar Director & Company Secretary DIN: 00026857				
Place: New Delhi Date- Date- 13-08-2025				

निम्बस प्रोजेक्ट्स लिमिटेड								
पंजीकृत कार्यालय: 1001-1006, 10वीं मंजिल, नारायण मंजिल, 23, बाराखम्बा रोड, नई दिल्ली-110001								
फोन : 011-42878900, ईमेल : nimbustindia@gmail.com, वेबसाइट : www.nimbustprojectsltd.com CIN : L74899DL1993PLC055470								
30 जून 2025 को समाप्त तिमाही का स्टैंडअलोन एवं कन्सोलिडेटेड अन-अंकेक्षित वित्तीय परिणामों के विवरण का सार (₹ लाख में)								
विवरण	स्टैंडअलोन				कन्सोलिडेटेड			
	समाप्त तिमाही 30.06.2025 (अन-अंकेक्षित)	समाप्त तिमाही 31.03.2025 (अंकेक्षित)	समाप्त तिमाही 30.06.2024 (अन-अंकेक्षित)	समाप्त वर्ष 31.03.2025 (अंकेक्षित)	समाप्त तिमाही 30.06.2025 (अन-अंकेक्षित)	समाप्त तिमाही 31.03.2025 (अंकेक्षित)	समाप्त तिमाही 30.06.2024 (अन-अंकेक्षित)	समाप्त वर्ष 31.03.2025 (अंकेक्षित)
परिचालन से कुल आय (शुद्ध)	35.63	2.49	34.51	151.12	389.63	82.87	16941.82	17829.71
अवधि का शुद्ध लाभ/ (हानि) (कर पूर्व तथा असाधारण मदों के उपरांत)	(311.67)	(1846.31)	(1236.78)	(1019.22)	(3278.61)	(14094.47)	2766.22	7045.28
अवधि का कर के बाद शुद्ध लाभ/ (हानि) (असाधारण मदों के उपरांत)	(100.12)	(1722.34)	(1235.99)	(1274.92)	(3557.49)	(11352.18)	2741.39	6367.49
अवधि के लिए कुल व्यापक आय (अवधि के लिए लाभ/ (हानि) (कर के बाद) और अन्य व्यापक आय (कर के बाद)	(101.62)	(1722.33)	(1236.72)	(1275.18)	(3567.55)	(11340.04)	2746.76	6376.69
समाता अंश पूंजी	1083.80	1083.80	1083.80	1083.80	1083.80	1083.80	1083.80	1083.80
कोष (पुनर्मूल्यांकन कोष हटाकर, पूर्व लेखा वर्ष के बैलेंसशीट के अनुसार)	-	-	-	11157.22 (As on 31.03.2025)	-	-	-	15961.89 (As on 31.03.2025)
आय प्रति अंश (अंकेक्षित मूल्य ₹ 10/- प्रत्येक)	(0.92)	(15.89)	(11.40)	(11.76)	(32.82)	(104.74)	25.29	58.75
मूलभूत	(0.66)	(15.89)	(11.40)	(11.76)	(23.52)	(104.74)	25.29	58.75
डाइल्यूटेड								
टिप्पणी:								
उपरोक्त विवरण सेबी (सूचीबद्धता एवं प्रकटीकरण आवश्यकताएं) विनियमन, 2015 के विनियमन 33 के अंतर्गत स्टॉक एक्सचेंज में दाखिल तिमाही वित्तीय परिणामों के विस्तृत प्रारूप का उद्घरण है। तिमाही वित्तीय परिणामों का पूर्ण प्रारूप स्टॉक एक्सचेंज की वेबसाइट: www.bseindia.com तथा कंपनी के वेबसाइट: www.nimbustprojectsltd.com पर उपलब्ध है।								
बोर्ड की ओर से निम्बस प्रोजेक्ट्स लिमिटेड के लिए हस्ताक्षर बिपिन अग्रवाल (प्रबंध निदेशक) सीआईएन: 00001276								
तिथि : 12 अगस्त, 2025 स्थान : नई दिल्ली								



Scan the QR Code to
view the Results on the
website of the Company

GOYAL ALUMINIUMS LIMITED

CIN: L74999DL2017PLC314879

Reg. Off.: 2814/6 Ground Floor, Chuna Mandi Paharganj New Delhi - 110055
CIN: goyalal2729@gmail.com website: www.goyalaluminiums.com

Particulars	Standalone		Consolidated		(In Lakhs)	
	30 th June 2025 Quarter Ended	31 st March 2025 Year Ended	30 th June 2024 Quarter Ended	30 th June 2025 Quarter Ended	31 st March 2025 Year Ended	30 th June 2024 Quarter Ended
Total Income from operations	1,786.71	1,576.19	1,922.08	1,786.71	1,576.19	1,922.08
Net Profit / (Loss) for the period (before Tax, Exceptional and/or Extraordinary items#)	24.64	13.01	66.22	24.64	13.01	66.22
Net Profit / (Loss) for the period before tax (after Exceptional and/or Extraordinary items#)	24.64	13.01	66.22	24.64	13.01	66.22
Net Profit / (Loss) for the period after tax (after Exceptional and/or Extraordinary items#)	17.90	0.73	49.57	50.26	15.72	62.04
Total Comprehensive Income for the period (Comprising Profit / (Loss) for the period (after tax) and Other Comprehensive Income (after tax)*)	17.90	0.89	49.57	50.26	15.89	62.04
Equity Share Capital (Face value of Re. 1/- each)	1,427.33	1,427.33	1,427.33	1,427.33	1,427.33	1,427.33
Reserves Excluding revaluation reserves as per Balance Sheet of previous accounting year (31.03.2025 & 31.03.2024)	700.15	550.93	550.93	800.96	571.98	571.98
Earnings Per Share (of Rs. 1/- each) (for continuing and discontinued operations) -						
1. Basic:	0.01	0.001	0.03	0.04	0.01	0.04
2. Diluted:	0.01	0.001	0.03	0.04	0.01	0.04



Note: The above is an extract of the detailed format of Quarterly/Annual Financial Results filed with the Stock Exchanges under Regulation 33 of the SEBI (Listing and Other Disclosure Requirements) Regulations, 2015. The full format of the Quarterly/Annual Financial Results are available on the Stock Exchange websites. www.goyalaluminiums.com

SANGAL PAPERS LIMITED (CIN: L21015UP1980PLC005138)

REGD. OFFICE: VILL. BHAINSA, 22KM STONE, MAWANA-MEERUT ROAD, MAWANA, UP-250 401
website: www.sangalpapers.com, E-mail: accounts@sangalpapers.com, Tel: 01233-274324

EXTRACT OF UN-AUDITED FINANCIAL RESULTS FOR THE QUARTER ENDED JUNE 30, 2025					
(Rs. in Lakh except EPS)					
Sl. No.	Particulars	3months ended 30.06.2025 (Un-audited)	3months ended 31.03.2025 (Audited)	3months ended 30.06.2024 (Un-audited)	Year ended 31.03.2025 (Audited)
1	Total income from operations	4,756.88	4,681.28	4,260.85	18,027.07
2	Net Profit / (Loss) for the period (before tax, Exceptional and/or Extraordinary items)	108.92	63.20	91.79	400.08
3	Net Profit / (Loss) for the period before tax (after Exceptional and/or Extraordinary items)	108.92	63.20	91.79	400.08
4	Net Profit / (Loss) for the period after tax (after Exceptional and/or Extraordinary items)	80.37	42.93	66.64	282.57
5	Total Comprehensive Income for the period (Comprising Profit/Loss) for the period (after tax) and Other Comprehensive Income (after tax)*)	79.93	43.77	66.63	278.68
6	Equity Share Capital (Face value of Rs 10/- each)	130.73	130.73	130.73	130.73
7	Other equity (Reserves excluding Revaluation Reserve) as shown in the Audited Balance Sheet of the previous year				4,254.98
8	Earnings per equity share (face value of Rs. 10/- each) (not annualised)				
	(a) Basic (in Rs.)	6.15	3.28	5.10	21.62
	(b) Diluted (in Rs.)	6.15	3.28	5.10	21.62

NOTES:-
1. These results have been prepared in accordance with the Companies (Indian Accounting Standards) Rules, 2015 (Ind AS) prescribed under Section 133 of the Companies Act, 2013.
2. The above is an extract of the detailed format of Un-audited Financial Results for the Quarter ended June 30, 2025 filed with the Stock Exchange under Regulation 33 of the SEBI (Listing Obligations and Disclosure Requirements) Regulations, 2015. The full format of the Financial Results for the Quarter ended June 30, 2025 are available on the Stock Exchange website: www.bseindia.com and on the Company's website: www.sangalpapers.com. The same can be accessed by scanning the QR Code provided below.



For and on behalf of the Board of Directors of SANGAL PAPERS LIMITED
Sd/
Himanshu Sangal
(Managing Director)
(DIN- 00091324)

Place : Mawana
Dated : 13.08.2025

कुवेर इंडस्ट्रीज लिमिटेड

सीआईएन: L74899DL1993PLC056627

पंजीकृत कार्यालय: डी-1004, प्रथम तल, न्यू फ्रेंड्स कॉलोनी, नई दिल्ली-110025

ईमेल आईडी- investor.kuwer@gmail.com; वेबसाइट: www.kuwer.com


टेलीफोन नं.: 0120-2580088

30 जून, 2025 को समाप्त तिमाही के लिए अलेखापरीक्षित वित्तीय परिणाम					
					राशि लाख में
क्र. सं.	विवरण	3 महीने समाप्त (30.06.2025)	पिछले 3 महीने समाप्त (31.03.2025)	30.06.2024 को समाप्त हुए संबंधित अवधि के लिए वर्ष-दर-वर्ष आंकड़े	वर्तमान अवधि (31.03.2025) के लिए वर्ष-दर-वर्ष आंकड़े
		अलेखापरीक्षित	लेखापरीक्षित	अलेखापरीक्षित	लेखापरीक्षित
1	परिचालन से कुल आय	1417.64	1369.79	1385.04	5805.84
2	अवधि के लिए शुद्ध लाभ / (हानि) (कर से पहले, असाधारण और /या असाधारण मदें)	-166.09	-17.27	-84.58	34.18
3	कर से पहले की अवधि के लिए शुद्ध लाभ / (हानि) (असाधारण और /या असाधारण मदों के बाद)	-166.09	-17.27	-84.58	34.18
4	कर के बाद की अवधि के लिए शुद्ध लाभ / (हानि) (असाधारण और /या असाधारण मदों के बाद)	-161.37	-7.60	-81.03	45.56
5	अवधि के लिए कुल व्यापक आय [जिसमें अवधि के लिए लाभ / (हानि) (कर के बाद) और अन्य शामिल हैं व्यापक आय (कर के बाद)]	-161.37	-8.01	-81.03	45.16
6	इतिवृत्ति शेयर पूंजी (10 रुपये प्रति शेयर)	907.61	907.61	907.61	907.61
7	आरक्षित निधि (मुन्यूत्यूनकन आरक्षित निधि को छोड़कर) जैसा कि पिछले वर्ष की लेखापरीक्षित बैलेंस शीट में दर्शाया गया है	0.00	0.00	0.00	0.00
8	प्रति शेयर आय (10 रुपये प्रति शेयर)				
	1. मूल:	(1.78)	(0.09)	(0.89)	0.50
	2. तनुकृत	(1.78)	(0.09)	(0.89)	0.50

टिप्पणियाँ:

क) उपरोक्त सेबी (सूचीबद्धता एवं अन्य प्रकटीकरण आवश्यकताएँ) विनियम, 2015 के विनियम 33 के अंतर्गत स्टॉक एक्सचेंजों में दाखिल तिमाही और नौ महीनों के वित्तीय परिणामों के विस्तृत प्रारूप का एक अंश है। तिमाही वित्तीय परिणामों का पूर्ण प्रारूप क्रोम एक्सटेंशन की वेबसाइट पर उपलब्ध है।

ख) उपरोक्त परिणामों की लेखा परीक्षा समिति द्वारा समीक्षा की गई है और निदेशक मंडल द्वारा 13.08.2025 को आयोजित अपनी-अपनी बैठक में अनुमोदित किया गया है।



कुवेर इंडस्ट्रीज लिमिटेड के लिए

हस्ता / —

तरुण अग्रवाल

(प्रबंध निदेशक)

स्थान — नई दिल्ली

दिनांक — 13.08.2025